

PRODUCT DESCRIPTION:

Anti-HIV-1 gp41 (Clone 10E9) reacts with Human Immunodeficiency Virus Type 1 (HIV-1) gp41 envelope transmembrane protein and its precursor gp160. Under certain conditions this antibody may also react to apparent molecular weight proteins of 160 and 120 kDa in a Western blot of viral lysates. These proteins are the tetrameric and trimeric forms of gp41. This murine monoclonal antibody was raised by immunizing BALB/c mice with purified HIV-1 (Strain IIIB) lysate. It is of the IgG1 subclass and has been purified from serum-free culture supernatant by protein A chromatography. The antibody is supplied frozen as purified immunoglobulin in phosphate buffered saline.

CONTENTS:

Each vial contains 100 µg of antibody in phosphate-buffered saline (PBS). No preservatives added.

RECOMMENDED USAGE:

Antibody dilutions should be prepared using buffers containing suitable protein in order to stabilize antibody activity. The antibody may be used to detect HIV-1 envelope glycoprotein in virus or infected cell preparations using ELISA, Western blotting, immunofluorescence or immunoprecipitation.








RECOMMENDED STORAGE:

Stable at -10°C or below. The material may be re-frozen after thawing. Repetitive freezing and thawing is not recommended (aliquot as necessary). Thawed material may be stored at 4°C for short-term usage.

REFERENCE:

Papsidero, LD, Poiesz BJ and Montagna RA. 1988 Monoclonal Antibody Identifies a Highly Conserved and Immunodominant Epitope of the Human Immunodeficiency Virus Transmembrane Protein. *Hybridoma* 7:117-128.

PI0801006
Revision: 06
Effective Date: 08/19/2021

	Catalog Number		Temperature Limitation
	Batch Code		Expiration Date
	For Research Use Only		Biological Risk
	Manufacturer		

PCA# 21-112 & 21-244
Page 1 of 1