

**MONOBODIES**  
**Anti-HIV-1 p17**  
**Clone 2D11****PRODUCT DESCRIPTION:**

This murine monoclonal antibody reacts with Human Immunodeficiency Virus Type 1 (HIV-1) p17 core protein. The antibody was raised by immunizing BALB/c mice with purified HIV-1 (Strain IIIB) lysate. It is of the IgG1 subclass and has been purified from serum-free culture supernatant by ammonium sulfate precipitation.

**CONTENTS:**

Each vial contains 1 mg of antibody in phosphate-buffered saline (PBS). No preservatives added.








**RECOMMENDED USAGE:**

Anti-HIV-1 p17 clone 2D11 exhibits reactivity by Western blot analysis of viral lysates and may be used in indirect immunostaining techniques to detect HIV-1 core protein in fresh or cultured HIV-1 infected cells. The antibody may also be valuable for the affinity isolation of HIV-1 core protein and immunoprecipitates p17 from radiolabeled infected cell extracts. Antibody dilutions should be prepared using buffers containing suitable protein in order to stabilize antibody activity. Optimal dilution of antibody must be determined experimentally by the investigator.

**RECOMMENDED STORAGE:**

Stable at -10°C or below. The material may be re-frozen after thawing. Repetitive freezing and thawing is not recommended (aliquot as necessary). Thawed material may be stored at 4°C for short-term usage.

PI0801122  
Revision: 04  
Effective Date: 08/20/2021

 REF	Catalog Number		Temperature Limitation
 LOT	Batch Code		Expiration Date
 RUO	For Research Use Only		Biological Risk
	Manufacturer		

PCA# 21-112 & 21-244  
Page 1 of 1