

MONOBODIES
Anti-HIV-1 p24
Clone 39/6.14

PRODUCT DESCRIPTION:

This murine monoclonal antibody reacts with Human Immunodeficiency Virus Type 1 (HIV-1) p24 protein. A strong reaction also has been observed with HIV-2 and Simian Immunodeficiency Virus (SIVmac251) p27 proteins by ELISA and Western blot. The antibody was raised by immunizing BALB/c mice with purified HIV-1 (Strain IIIB) lysate. It is of the IgG₁ subclass and has been purified from serum-free culture supernatant by protein G chromatography.

CONTENTS:

Each vial or bottle contains antibody in phosphate-buffered saline (PBS). No preservatives added. Exact amount indicated on label.








RECOMMENDED USAGE:

Anti-HIV-1 p24 Clone 39/6.14 is used to detect HIV-1, HIV-2 or SIV core protein in virus infected cells, cell lysates, culture fluid, serum or plasma. Works well in an indirect immunofluorescence assay, Western blot and immunoprecipitates antigen from radiolabeled infected cell extracts. This antibody is especially useful as a solid phase adsorbent or detector antibody in an ELISA format. Antibody dilutions should be prepared using buffers containing suitable protein in order to stabilize antibody activity. Optimal dilution of antibody must be determined experimentally by the investigator.

RECOMMENDED STORAGE:

Stable at -10°C or below. The material may be re-frozen after thawing. Repetitive freezing and thawing is not recommended (aliquot as necessary). Thawed material may be stored at 4°C for short-term usage.

PI0802014
Revision: 04
Effective Date: 08/24/2021

	Catalog Number		Temperature Limitation
	Batch Code		Expiration Date
	For Research Use Only		Biological Risk
	Manufacturer		

PCA# 21-112 & 21-244
Page 1 of 1